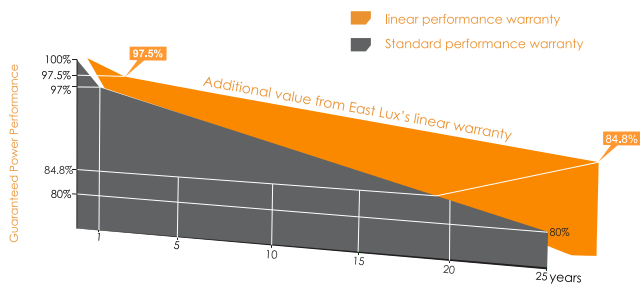


LINEAR PERFORMANCE WARRANTY

12 Years Product Warranty 25 Years Linear Power Warranty



Comprehensive Certificates

- IEC 61215, IEC 61730, UL1703, CEC Listed, MCS and CE
- ISO 9001:2008: Quality management systems
- ISO 14001:2004: Environmental management systems
- BS OHSAS 18001: 2007: Occupational health and safety management system
- Environmental policy: The first solar company in China to complete intertek's carbon footprint evaluation program and receive green leaf mark verification for our products

Reliable Quality

- Positive power tolerance: 0~+5W
- 100% EL double-inspection ensures modules are defects free
- Modules binned by current to improve system performance
- Potential Induced Degradation (PID) Resistant



East Lux
Power from East

EL-350~370M3 -60H (9BB)

**Bifacial DG Mono Crystalline PERC
Solar Module Frameless**

KEY FEATURES >>>>



9 Busbar Solar Cell:

9 busbar solar cell adopts new technology to improve the efficiency of modules, offers a better aesthetic appearance, making it perfect for rooftop installation.



High Power Output:

With up to 370 Wp and 19.81% efficiency, highest performing module of its kind on the market.



PID RESISTANT:

Limited power degradation caused by PID effect is guaranteed under strict testing condition (85°C/85%RH, 96 hours) for mass production.



Low-light Performance:

Advanced glass and surface texturing allow for excellent performance in low-light environments.



Severe Weather Resilience:

Certified to withstand: wind load (3800 Pascal) and snow load (5400 Pascal).



Durability against extreme environmental conditions:

High salt mist and ammonia resistance certified by TÜV SÜD.



Temperature Coefficient:

Improved temperature coefficient decreases power loss during high temperatures.



Specifications subject to technical change and tests. East Lux reserves the right of final interpretation.

Module Type	EL-350M3-60H		EL-355M3-60H		EL-360M3-60H		EL-365M3-60H		EL-370M3-60H	
	STC	NOCT	STC	NOCT	STC	NOCT	STC	NOCT	STC	NOCT
Peak Power (Pmax)	350W	259W	355W	262W	360W	265W	365W	268W	370W	271W
Open Circuit Voltage (Voc)	40.38V	37.23V	40.59V	37.34V	40.79V	37.45V	40.99V	37.55V	41.18V	37.66V
Short circuit Current (Isc)	11.02A	8.89A	11.10A	8.95A	11.18A	9.01A	11.26A	9.07A	11.34A	9.13A
Peak Power Voltage (Vmpp)	33.27V	30.69V	33.49V	30.82V	33.71V	30.96V	33.92V	30.09V	34.13V	31.22V
Peak Power Current (Imp)	10.52A	8.44A	10.60A	8.50A	10.68A	8.56A	10.76A	8.62A	10.84A	8.68A
Component Efficiency (%)	18.74%		19.00%		19.27%		19.54%		19.81%	

STC(Standard Testing Conditions): Irradiance 1000W/m²,Cell Temperature 25°C,AM1.5
 NMOT(Nominal Module Operating Temperature): Irradiance 800W/m²,Ambient Temperature 20°C,Wind Speed 1m/s

Rear Side Power Gain

5%	Peak Power (Pmax)	368W	373W	378W	383W	389W
	Component Efficiency (%)	19.67%	19.95%	20.23%	20.51%	20.80%
10%	Peak Power (Pmax)	403W	408W	414W	420W	426W
	Component Efficiency (%)	21.55%	21.85%	22.16%	22.47%	22.78%
20%	Peak Power (Pmax)	438W	444W	450W	456W	463W
	Component Efficiency (%)	23.42%	23.75%	24.09%	24.42%	24.76%



Temperature Characteristics

Standard Working Temperature (Noct)	45±2°C
Peak Power Temperature Coefficient	-0.36%/°C
Temperature Coefficient of Open Circuit Voltage	-0.28%/°C
Short-circuit Current Temperature Coefficient	+0.05%/°C



Temperature Characteristics


Working Temperature	-40°C to~+85°C
Maximum System Voltage	DC 1500V (IEC)
Maximum Fuse Rating	20A
Power Tolerance	0/+5W



Mechanical Data

Cell Type	166x83mm Mono
Cell Orientation	120(6x20)
Module Dimension	1786*1046*6mm
Weight	26.0kg
Front	2.0mm semi-tempered Glass
Back	2.0mm semi-tempered Glass
Aluminum Frame	Anodized Aluminum Alloy
Junction Box	IP68 (3 Bypass Diodes)
	4.0mm ²
Connecting Cable	300mm (+)/300mm(-)
Plug Connector	MC4 compatible connector
Maximum Mechanical Load	Front 5400Pa/Back 2400Pa

Module Dimensions(mm)

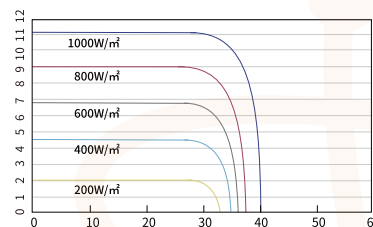


Specifications in this datasheet are subject to change without prior notice.

I-V Curve

Current-Voltage Curve (360W)

Current (A)



STC

- Irradiance 1000W/m²
- Cell Temperature 25°C
- AM=1.5

NOCT

- Irradiance 800W/m²
- Ambient Temperature 20°C
- Wind Speed 1m/s
- AM=1.5

Packaging Configuration

Modules per Pallet: 30pcs
 Modules per 40' HQ Container: 720pcs
 Modules per 20' GP Container: 360pcs

* Power measurement tolerance: ± 3%

Electrical data in this catalogue do not refer to a single module and they are not part of the offer. They only serve for comparison among different module types.